

Raja Mansingh Tomar Music & Arts University, Gwalior, M.P.
CERTIFICATE FASHION DESIGN Syllabus (1 year) 2024-25

Raja Mansingh Tomar Music & Arts University, Gwalior, M.P.
Certificate - Fashion Design Syllabus (One1 Year)

Certificate - Fashion Design

YEARLY EXAMINATION : Duration 01 Years

Syllabus
2024-25

Deet

Wefsa

Raja Mansingh Tomar Music & Arts University, Gwalior, M.P.
CERTIFICATE FASHION DESIGN Syllabus (1 year) 2024-25

B. DESIGN FASHION DESIGN YEAR I
SCHEME OF EXAMINATION

THEORY	Time	Size	Ext. Marks	C.C.E.	Total
Fundamentals of Fashion & Design	3Hrs.	-	50	00	50
				Total	50
PRACTICAL			Ext. Marks	C.C.E.	
Introduction to Fashion Illustration & Design	3 Hrs.	¼	50	--	50
Sewing & Garment Making	6 Hrs.	A4	50	--	50
				Total	100
				GRANDTOTAL	150

Deet

Wefaq

B. DESIGN FASHION DESIGN YEAR I

PAPER - 1 (THEORY) - FUNDAMENTALS OF FASHION & DESIGN

UNIT I — ELEMENTS OF DESIGN

- Line: Definition of Line, Lines and Visual Illusion.
- Shape: Definition & Types of shapes . Effects and uses of shapes in design
- Form: Definition of form. Types of forms - Form and Space
- What is Color? — Definition of Color, Hue, Value, Chroma, Intensity, Saturation, Color Schemes & Color Harmonies, Types of Color Mixing – Additive & Subtractive. Color symbolism & psychology.
- Tone: Definition & Classification .
- Texture: Meaning and Definition, Types of Textures, Effects of Textures.

UNIT 2 - PRICIPLES OF DESIGN

- Unity: Definition and examples.
- Harmony: Definition, line-harmony, form-harmony, texture-harmony,
- Balance: definition, balance and visual principles of balances.
- Dominance: Definition and fundamentals, ways to create dominance.
- Rhythm: Definition, different types, ways of creating rhythm, feeling of rhythm.
- Proportion — Definition, Proportion and space division, form and proportion, color and proportion, human forms and proportion

UNIT 3 – Fashion Terminology

- Terminology - Introduction, Style, Design, Taste, Classics, Fad, Fashion Look, Accessories, Fashion Trends, Fashion Season etc.
- Fashion Movement — Principles OF Fashion, Fashion Cycles, Fashion leaders and followers.
- Fashion Industry – List of various types of fashion business - From Boutique to Mega Factories.
- Careers in Fashion Industries – roles and requirements of various careers available in India.

UNIT 4 – Introduction to Textiles – Fiber & Yarn


- Flow chart from fiber to finished fabric. Fiber classification. Staple & Filament .
- **Characteristics & Properties of:**
Plant Fibers - Cotton, Linen, Jute, Hemp, Bamboo. Animal Fibers – Silk, Wool, Mohair, Angora. MAN MADE FIBERS - Nylon, Spandex, Polyester, Acrylic. MINERAL FIBERS – Asbestos, Glasswool, Regenerated Man Made Fibers – Rayon, Viscose, Cuprammonium, Acetate, Tri Acetate Etc
- Yarns: Introduction, Types - Ply yarns, Novelty yarn, Textured yarn
- Different Methods of Fabric Formation - Weaving, knitting, non-woven & Netting

UNIT 5 – Fabrics of Fashion

- Different types of weaves – Plain, Satin, Sateen, Twill, Jacquard, Basket, Ribbed, Crepe, Pile, Dobby, Triaxial, Lapped.
- Common fabric names used in Fashion Industry. Understanding Fabric Care Labeling symbols. Common defects in weaving.
- Traditional Indian Textiles - Sarees & Textiles found in different states of India .
- Traditional Dyeing of India - Methods of Tie & Dye.

SUGGESTED READING

1. Fashion: From Concept to Consumer by Gini Stephens Frings
2. Fashion Design Course: Principles, Practice and Techniques: The Ultimate Guide for aspiring Fashion Designers by Steven Faerm



Raja Mansingh Tomar Music & Arts University, Gwalior, M.P.
CERTIFICATE FASHION DESIGN Syllabus (1 year) 2024-25

3. Traditional Indian Costumes and Textiles by Parul Bhatnagar.
4. Understanding Fabrics: From Fiber to Finished by Debbie Ann Gioello
5. Fabric for Fashion: The Complete Guide: Natural and Man-made Fibers by Clive Hallett
6. **Suggested Activities:** Field trip to a spinning and weaving unit can be made.

CERTIFICATE - FASHION DESIGN 1 Year - PRACTICAL

PRACTICAL 1 — INTRO. TO FASHION ILLUSTRATION & DESIGN

DRAWING

- Still Life - Study of various objects in pencil and color Study of drapery, pots, jugs, glass, random objects.
- Study of various forms of nature leaves, flowers, plants, fruits, etc.
- Line –movement –conversion into strips n checks
- Shape –exercises of composing various shapes into designs used in garment design.
- Covert Object Drawing and Nature Study into Embroidery Designs

COLOR STUDIES

- Understanding and preparing Primary, Secondary, Analogous, Tints and Shade color Schemes
- Understanding & Preparing Color Wheels and color harmonies – Complementary, Split complementary, Triad, Tetrad, Contrasting etc.

FASHION ILLUSTRATION

- Fashion Croquis mechanical & flash out Male & Female fashion figure – 9 head
- Different views such as Front, Back, Side and 3/4th
- Drawing different types of – Necklines, Collars, Sleeves & Cuffs, Pockets, Folds & Pleats,
- Draw Indian Garments – Kurta, Salwars, Lehnga etc. on fashion figure in different poses.


PRACTICAL SUBMISSION

All to be done on A3 Size Sheets

- Still Life 5 Sheets (Pencil & Color)
- Nature Study 5 Sheets (Pencil & Color)
- Color Schemes – as per guideline of the instructor.
- Croquis / fashion figures with garment components – (15 sheets)

Suggested Reading

1. Fashion Illustration: Inspiration and Technique by Anna Kiper
2. 9 Heads: A Guide to Drawing Fashion by Nancy Riegelman
3. Light, Shade and Shadow (Dover Art Instruction) by E. L. Koller
4. Now to Draw What You See (Practical Art Books) by Rudy De Reyna
5. Bridgman's Complete Guide to Drawing from Life by George B Bridgman
6. Color by Edith Anderson Feisner



[Type text]

PRACTICAL 2 – SEWING & GARMENT MAKING

FUNDAMENTALS OF SEWING

- Familiarization & handling of tools. Safety Precautions while handling the tools. Usage and safety.
- Measuring Tools, Drafting Tools, Marking Tools, Cutting Tools, Sewing Tools, Finishing Tools.
- Fabric Grain - Selvage, Shrinkage, Straightening the fabric Grains.
- Measurements - Units, Measuring Techniques. Body Measurements – Taking Body Measurements Women, Men, & Children. Standard body measurement charts
- Sewing Machines - Types, Uses, Categories. Functioning . Parts of General Sewing machine.
- Needles – Hand sewing Needles, Machine Sewing Needles.
- Threads – Various types of Threads
- Care, Maintenance & Trouble Shooting of sewing machines.
- Sewing Defects & remedies, Quality of Sewing. Correct Posture & Precautions.


COMPONENTS OF SEWING

- Stitches – Hand stitches - Hemming, Basting, Over casting, Blind stitch, Back stitch, button hole etc.
- Seams – Seam Allowance , Machine seams and scam finishes on woven fabric - Plain Seam, French Seam, Flat fell Seam, Press open, Felt / Edge stitch, Welt Seam, Double Top stitch, Tuck seam, Lapped, Bias Bound scam etc.
- Gathers, Piping, Cording, Fagotting, Smoking & Use of Elastic in various areas.
- Facings & Fusings . Casing & Cording
- Fasteners – Zip – Visible & Invisible, Buttons, Buttonholes, Hook & Eye, Snaps, Rivets, Eyelets, Velcro
- Plackets & Slits for various garment openings. Open, Canceled & Fly Front.
- Pockets – Patch, In seam, Flap & Box pockets.
- Pleats – Accordion, Box & Simple Pleats.
- Waistband, Neck Finishes, Cuff Finishes.
- Darts – Simple Dart, Fish Dart, Tucks

PATTERN MAKING AND TAILORING

- Women’s Basic Kurta, A-Line Kurta, Anarkali Kurta
- Women’s Simple Salwar, Patiala Salwar, Churidar Salwar
- Traditional Indian Simple Blouse worn with saree
- Women’s Traditional Lehnga & Choli
- Men’s Basic Kurta & Men’s Basic Pajama
- Simple Frock for kids

PRACTICAL SUBMISSION



[Type text]

Raja Mansingh Tomar Music & Arts University, Gwalior, M.P.

CERTIFICATE FASHION DESIGN Syllabus (1 year) 2024-25

1. Women's Indian traditional wear (minimum 5 garments)
2. Men's Kurta
3. Prepare a reference file for the above mentioned techniques of Seams, Stitches, Trims & Notions, etc. on fabric samples. (Minimum 30 samples)

Suggested Reading

1. Complete Book of Sewing by Alison Smith
2. Claire B. Shaeffer - Sewing for the Apparel Industry (2013, Pearson)
3. VOGUE'S book of sewing
4. Professional Sewing Techniques - Julie Christine Cole, Sharon Czachor
5. Sewing Visually - Debbie Colgrove
6. The Complete Guide to Sewing - Nancy Langdon



[Type text]